

**Series 4, Built-in fridge-freezer with
freezer at bottom, 193.5 x 55.8 cm,
flat hinge
KIN96VFD0**



KSZGGM00 Butter box

**The large built-in fridge freezer with 12%
more cooling volume or 1 extra shelf
including VitaFresh XXL <0°C> system, No
Frost and error warning signal for optimal
storage.**

- **Built-in XL:** get 11% extra volume of storage thanks to a taller design.
- **VitaFresh XXL <0°C>:** keeps food fresh for longer in extra-large climate-controlled fridge drawers.
- **No Frost:** never defrost again, thanks to perfect protection from ice formation - that saves time and effort.
- **Quiet appliances:** enjoy a calm and relaxing home.
- **Eco Airflow:** maintains optimal air circulation and a constant temperature level throughout the cooling area.

Energy Efficiency Class:D
Average annual energy consumption in kilowatt hour per year
(kWh/a): 184 kWh/annum
Sum of volume of frozen compartments: 75 l
Sum of volume of chill compartments: 215 l
Airborne acoustical noise emissions :34 dB(A) re 1pW
Airborne acoustical noise emission class:B
Built-in / Free-standing: Built-in
Door panel options: Possible but accessory
Height: 1935 mm
Width of the appliance: 558 mm
Depth: 548 mm
Required niche size for installation (HxWxD): ... 1940 x 560 x 550 mm
Net weight: 60.8 kg
EAN code: 4242005359493
Fuse protection: 10 A
Door hinge: Right reversible
Voltage: 220-240 V
Frequency: 50 Hz
Length electrical supply cord: 230.0 cm
Number of compressors: 1
Number of independent cooling systems: 2
Interior ventilator: No
Reversible Door Hinge: Yes
Number of Adjustable Shelves in fridge compartment: 4
Shelves for Bottles: Yes
Frost free system: Freezer
Installation typology: Integrated



Series 4, Built-in fridge-freezer with freezer at bottom, 193.5 x 55.8 cm, flat hinge KIN96VFD0

- Dimensions: 193.5 cm H x 55.8 cm W x 54.8 cm D
- Niche Dimensions: 194 cm H x 56 cm W x 55 cm D
- Length of power cord: 230 cm

Country Specific Options

The large built-in fridge freezer with 12% more cooling volume or 1 extra shelf including VitaFresh XXL <0°C> system, No Frost and error warning signal for optimal storage.

Design features

- Right hinged door, door reversible
- Height adjustable front feet
- Bright interior LED fridge light in fridge section
- Separate, electronic temperature control with LED display

Functions

- NO_FROST_NEU_BL, never have to defrost ever again
- Two separate cooling circuits allow independent temperature control and prevents the transference of humidity between the fridge and freezer cavity
- Super Cooling: automatic deactivation
- SuperFreeze function with automatic deactivation
- Optical and accoustical

Food freshness system

- 1 VitaFresh drawer with humidity control - Fruits and vegetables retain vitamins and stay fresh for longer

Key features - Fridge section

- 5 safety glass shelves in fridge compartment of which 4 are height adjustable
- Door shelves in fridge door: 1 large and 3 small.
- Metal bottle rack

Key features - Freezer section

- 3 freezer drawers

Additional features

- 1 x ice cube tray

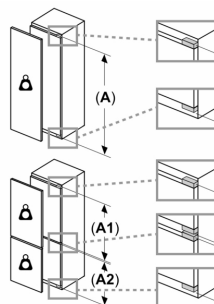
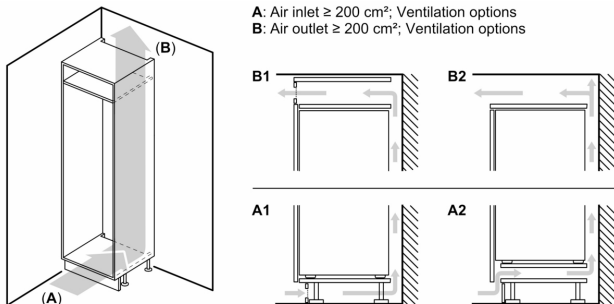
Performance and Consumption

- Climate Class: SN-ST
- Total Volume : 290 l
- Net Fridge Volume : 215 l
- Net Freezer Volume : 75 l
- Annual Energy Consumption: 184 kWh/a
- Noise Level : 34 dB , EU19_Noise emission class_D: B
- Temperature rise time : EU19_Temperature rise time_D: 11 H
- Freezing capacity 24h : 8 kg
- 220 - 240 V
- EU19_EEK_D: D
- EU19_Fast freezer facility_D
- Based on the results of the standard 24-hour test. Actual consumption depends on usage/position of the appliance.

Dimension and installation

- easy Installation

Series 4, Built-in fridge-freezer with freezer at bottom, 193.5 x 55.8 cm, flat hinge KIN96VFD0



Maximal permissible weight of the unit fronts

Fitted unit fronts that exceed the permissible weight may cause damage and result in functional impairment of the hinges

Δ : Weight

A: Appliance door height including hinges in mm

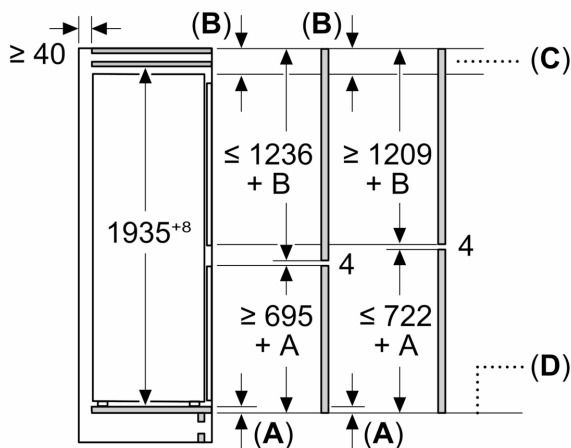
B: Undamped hinge, unit front in kg

C: Damped hinge, unit front in kg

D: Additional possible load in kg with heavy load kit

A	B	C	D
1500-1750	22	22	
720-1400	19	19	
A1	15	19	B+5 / C+5
A2	15	19	

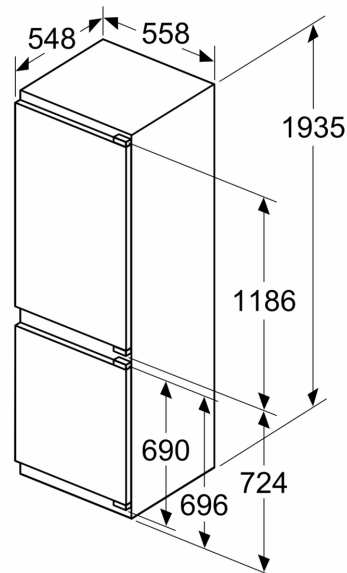
Measurements in mm



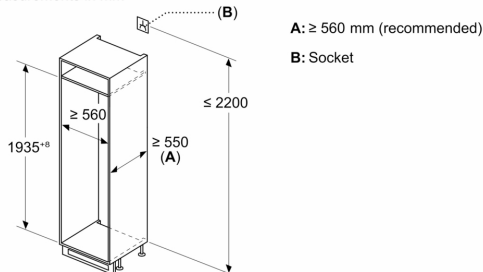
C: Front panel overhang

D: Lower edge of front panel

Measurements in mm

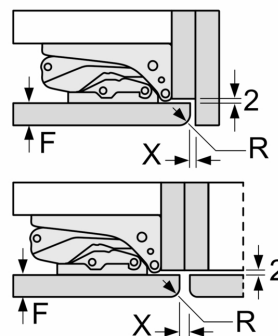


Measurements in mm



measurements in mm

Recommended gap dimensions for flat hinges



F	R	X
16-19	0-3	2.5
20	0-1	3
	2-3	2.5
21	0-1	3
	2-3	2.5
22	0	4
	1	3.5
	2-3	3

The gap dimensions recommended in the table must be adhered to in order to ensure that appliance doors do not collide with anything when they are opened, and to avoid causing damage to kitchen units.