

Series 6, Induction hob, 60 cm, Black, PIX631HC1E



- **DirectSelect:** the direct and simple way to select your desired cooking zone, power and additional functions.
- **FlexInduction:** more flexibility on your hob for large pots and pans.
- **PerfectFry Plus:** no more worrying about scorching.
- **Easy Flex Zones:** adjusts cooking zones to your needs.
- **Smart Hood Automatic:** a matching hood that automatically adjusts to your hob settings while cooking.

Appliance type:Cooking zone ceramic
 Built-in / Free-standing: Built-in
 Heating type:Electric hob
 Number of cooking zones:4
 Required niche size for installation (HxWxD): 51 x 560-560 x 490-500 mm
 Width of the appliance:592 mm
 Dimensions: 51x592x522 mm
 Dimensions of the packed product (HxWxD): 130 x 750 x 600 mm
 Net weight: 12.3 kg
 Gross weight: 14.6 kg
 Residual heat indicator: Separate
 Location of control panel: Front
 Basic surface material: Ceramic glass
 Color of surface:Black
 Length electrical supply cord: 110.0 cm
 EAN code:4242005394111
 Voltage: 220-240 V
 Frequency: 50; 60 Hz

HEZ32WA00 Wireless food thermometer, HEZ390011 Stainless Steel roaster with glas lid, HEZ390012 Steaming Rack for Stainless Steel roaste, HEZ390090 Wok Set consisting of 3 Items, HEZ390210 System pan diameter 15 cm, HEZ390220 System pan diameter 19 cm, HEZ390230 System pan diameter 21cm, HEZ390512 Teppan Yaki (large), HEZ390522 Griddle Plate, HEZ9CF240 Fry pan, coated 24cm Ø, HEZ9CF280 Fry pan, coated 28cm Ø, HEZ9ES100 Espresso maker 4 cups, HEZ9FE280 Iron pan Ø 18 / 28 cm, HEZ9FF010 Flex Pan, large, HEZ9FF030 Flex Pan set, 3 pcs., HEZ9FF040 Flex Pan set, 4 pcs., HEZ9SE030 Set of 2 pots and 1 pan, HEZ9SE040 4 pieces Set, HEZ9SE060 6 pieces Set, HEZ9TY010 Teppan Yaki



Series 6, Induction hob, 60 cm, Black, PIX631HC1E

- 60 cm: space for 4 pots or pans.

Flexibility of cooking zones

- flexInduction zone: use cookware of any shape or size anywhere within the 40cm long zone.
- Cooking zone front left: 190 mm, 230 mm, 2.2 KW (max. power 3.7 KW)
- Cooking zone rear left: 190 mm, 230 mm, 2.2 KW (max. power 3.7 KW)
- Cooking zone rear right: 145 mm, 1.6 KW (max power 2.2 KW)
- Cooking zone front right: 210 mm, 2.5 KW (max. power 3.7 KW)

Usage convenience

- Multitouch+: directly control the power with the imprinted touch bar.
- yes: directly access favourite functions with a configurable button (available with connected Home Connect account).
- Variable 17-stage power settings for each zone: precisely adapt the heat with 17 power levels (9 main levels and 8 intermediate levels).
- Keep warm function: via HC app/MyButton, a. sw upd.: Keep dishes warm at preset low power level.
- Switch-off timer: switches off the cooking zone at the end of the time set (e.g. for boiled eggs).
- alternative: an alarm sounds at the end of the time set (e.g. for pasta).
- Sound volume adaptable to personal preference and needs.

Time saving & efficiency

- PowerBoost function for all zones
- : boil water faster thanks to 50% more energy than at the highest standard level.
- heating with short boost: via HC app/MyButton, a. sw upd.: heat up pans faster than at the highest standard level while protecting the pan coating.
- Cooking zones will be automatically joined or separated based on the shape and size of the cookware placed.
- Automatic setting transfer: when moving a pot to a different cooking zone, this feature transfers all previous settings to the new zone at the touch of a button.
- yes: when switched on, the hob automatically selects the cooking zone on which a new cookware is placed. yes: when switched on, the hob automatically selects the cooking zone on which a new cookware is placed.
- when moving a pot, the settings adjust instantly and the cooking zone adapts to the size of the cookware
- QuickStart function: when switching on, the hob automatically selects the cooking zone with cookware (when placed on a zone whilst the hob is off).
- ReStart function: in case of unintentional switch-off, this feature restores all previous settings by switching on the hob again within 4 seconds.

Cooking assistance

- 11 frying levels: prevents overcooking with the automatic temperature regulation of the integrated sensor.
- Dish assistant: easily find the right temperature setting for a certain dish via the home connect app.

Connectivity

- Home Connect enabled: check if the hob is switched off even when not at home, and find recipes or additional functions in the Home Connect app.
- Hob Hood Control - hood control (with Wi-Fi enabled hood): automatically activates the hood when cooking, thanks to the WiFi connection of hob and suitable hood.
- Smart Hood Automatic: hood automatically adapts fan speed thanks to hob continuously providing cooking data (with matching hood and connected Home Connect account).
- via MyButton: open up the smart universe from your cooktop (partner service required). via MyButton: open up the smart universe from your cooktop (partner service required).
- Updateable appliance (available with connected Home Connect account): keep appliance always up to date with latest status of software. Updateable appliance (available with connected Home Connect account): keep appliance always up to date with latest status of software.

Design

- Front facette design

Safety

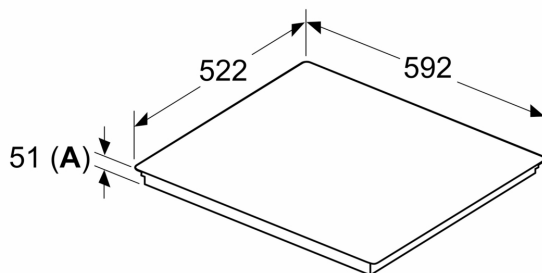
- 2 stage residual heat indicator for each zone: indicates which cooking zones are still hot or warm.
- Control panel lock: prevent unintended activation of the hob.
- pause function: pause the heating process, e.g to answer the door.
- Main on/off switch: switch off all cooking zones at the touch of a button.
- Automatic safety shut off: for safety reasons, heating stops after a preset time if not used.

Installation

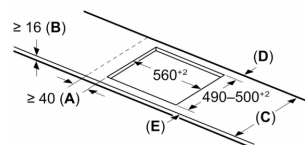
- Dimensions of the product (HxWxD mm): 51 x 592 x 522
- Required niche size for installation (HxWxD mm) : 51 x 560 x (490 - 500)
- Min. worktop thickness: 16 mm
- Connected load: 7.4 KW
- Power management options for 16A, 13A or 10A connection: limit the maximum power if needed (depends on fuse protection of electric installation).

**Series 6, Induction hob, 60 cm,
Black,
PIX631HC1E**

Measurements in mm



Measurements in mm



A: Min. distance from the hob cut-out to the wall

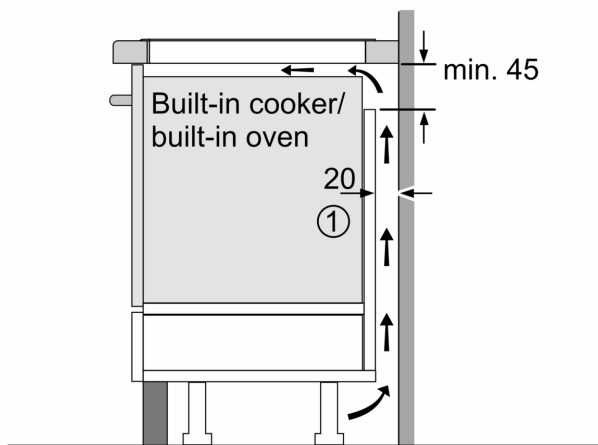
B: The clearance between the surface of the worktop and the top of the front of the oven must be 30 mm

See space requirements for the oven

The worktop into which the hob is installed must withstand loads of approx. 60 kg; suitable substructures must be used if required

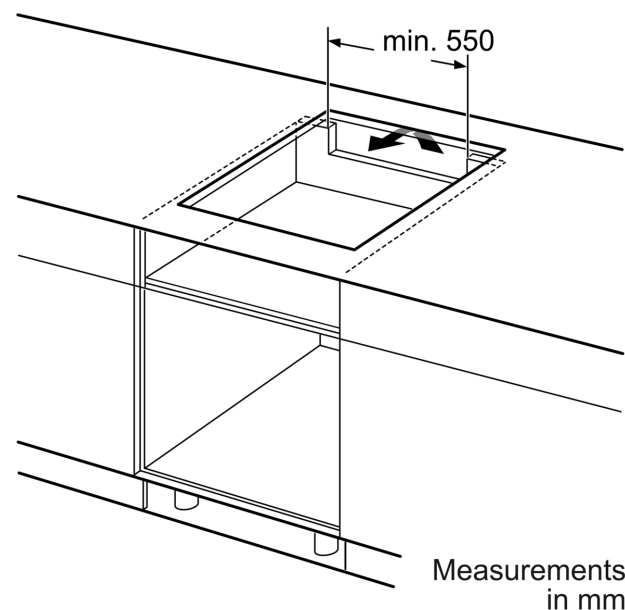
C	D	E
585-600	50	≥ 35
> 600	≥ 50	≥ 50

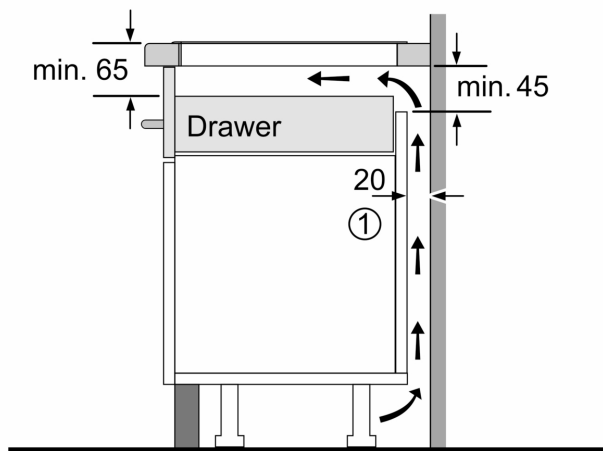
A: Recessed depth



①
Ventilation gap must be present

All measurements in mm





①
Ventilation gap must
be present.

Measurements in mm