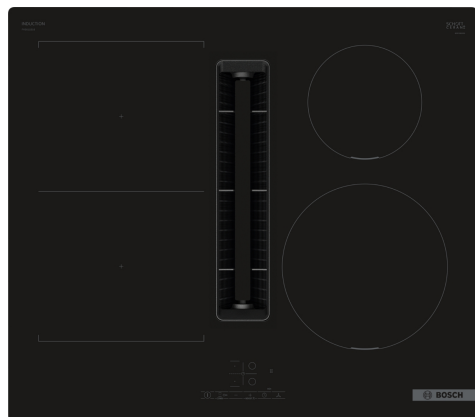


## Series 4, Induction hob with integrated ventilation system, 60 cm, surface mount without frame PVS611B16E



1 x Slider for unducted recirculation, 1 x Clean Air Plus odor filter

HEZ32WA00 Wireless food thermometer, HEZ390090 Wok Set consisting of 3 Items, HEZ9ES100 Espresso maker 4 cups, HEZ9FE280 Iron pan Ø 18 / 28 cm, HEZ9SE030 Set of 2 pots and 1 pan, HEZ9SE040 4 pieces Set, HEZ9SE060 6 pieces Set, HEZ9VDKE1 Exhaust kit, HEZ9VDKR0 Recirculation kit 2 L-bow (70cm), HEZ9VDKR1 Recirculation kit S and L-bow (60cm), HEZ9VDKR2 Recirculation kit 1x L-bow, HEZ9VDSB1 90° flat duct bend horizontal, HEZ9VDSB2 90° flat duct L vertical, HEZ9VDSB3 90° flat duct M vertical, HEZ9VDSB4 90° flat duct S vertical, HEZ9VDSI0 Adapter round-flat, HEZ9VDSI1 90° Adapter round-flat, HEZ9VDSM1 Straight tube 500mm, HEZ9VDSM2 Straight tube 1000mm, HEZ9VDSS1 Connector sleeve (female), HEZ9VDSS2 Flex sleeve (female), HEZ9VEDU0 Acoustics Filter, HEZ9VRCR1 Clean Air Plus odor filter (replacement), HEZ9VRPD1 Plinth Diffusor

## The induction hob with integrated ventilation module: combines induction with ventilation technology for perfect results.

- **Touch Select:** selection of the desired cooking zone and easy setting of the desired power level.
- **Combi Zone:** more flexibility by combining two cooking zones, for roasters and the like.
- **Frameless Design:** the hob surface is slightly elevated, to set your cooking space apart from the worktop.
- **PowerBoost:** Up to 50% more power for faster heating.
- **Restart:** restores hob settings in case of an unintentional hob switch-off.

Product name/family: ..... Cooking zone ceramic  
 Built-in / Free-standing: ..... Built-in  
 Energy input: ..... Electric  
 Total number of positions that can be used at the same time: ..... 4  
 Required niche size for installation (HxWxD): ..... 223 x 560-560 x 490-490 mm  
 Width of the appliance: ..... 592 mm  
 Dimensions: ..... 223x592x522 mm  
 Dimensions of the packed product (HxWxD): ..... 430 x 690 x 660 mm  
 Net weight: ..... 22.6 kg  
 Gross weight: ..... 27.4 kg  
 Residual heat indicator: ..... yes  
 Location of control panel: ..... Front  
 Basic surface material: ..... Ceramic  
 Color of surface: ..... Black  
 Length electrical supply cord: ..... 110.0 cm  
 Sealed Burners: ..... No  
 Power Boost: ..... All cooking zones  
 Power of 2nd heating element (kW): ..... 3.6 kW  
 Power of 5th heating element (kW): ..... 1.4 kW  
 Number of speed settings: ..... 3-stages + intensive setting  
 Max. air extraction: ..... 500 m³/h  
 Boost position output recirculating: ..... 595.0 m³/h  
 Max. air recirculation: ..... 441 m³/h  
 Boost position air extraction: ..... 622 m³/h  
 Noise level: ..... 69 dB(A) re 1 pW  
 Odour filter: ..... No  
 Clean filter reminders: ..... Yes  
 Voltage: ..... 220-240/380-415 V  
 Frequency: ..... 50-60 Hz  
 Included accessories: 1 x Slider for unducted recirculation, 1 x Clean Air Plus odor filter



4 242005 433650

## Series 4, Induction hob with integrated ventilation system, 60 cm, surface mount without frame PVS611B16E

### The induction hob with integrated ventilation module: combines induction with ventilation technology for perfect results.

- 60 cm: space for 4 pots or pans.

#### Flexibility of cooking zones

- CombiZone
- : use bigger cookware by connecting two classic cooking zones into one large zone.
- Cooking zone front left: 190 mm, 210 mm, 2.2 KW (max. power 3.7 KW)
- Cooking zone rear left: 190 mm, 210 mm, 2.2 KW (max. power 3.7 KW)
- Cooking zone rear right: 145 mm , 1.4 KW (max power 2.2 KW)
- Cooking zone front right: 210 mm, 2.2 KW (max. power 3.7 KW)

#### Usage convenience

- 17 power levels: precisely adapt the heat with 17 power levels (9 main levels and 8 intermediate levels).

#### Time saving & efficiency

- PowerBoost function for all zones
- : boil water more quickly thanks to 50% more energy than at the highest standard level.
- QuickStart Function: when switching on, the hob automatically selects the cooking zone with cookware (placed in off-mode).
- ReStart Function: in case of unintentional switch-off, restore all previous settings by switching on the hob again within 4 seconds.

#### Design

- frameless

#### Safety

- 2 stage residual heat indicator: indicates which cooking zones are still hot or warm.
- Childproof lock: prevent unintended activation of the hob.
- Main switch: switch off all cooking zones at the touch of a button.
- Safety switch-off: for safety reasons, heating stops after a preset time without interaction (customizable).

#### Installation

- Dimensions of the product (HxWxD mm): 223 x 592 x 522
- Required niche size for installation (HxWxD mm) : 223 x 560 x (490 - 490)
- Min. worktop thickness: 16 mm
- Connected load: 7400 W
- PowerManagement Function: limit the maximum power if needed (depends on fuse protection of electric installation).

#### Accessories

- Clean Air Plus odor filter, Slider for unducted recirculation included
- Installation into 60 cm floor cupboard possible

#### Integrated ventilation downdraft system

- Induction cooktop with fully integrated high-performance downdraft extractor.
- Suitable for ducted or recirculated extraction configuration (incl. differentiated software modes). Respective mandatory installation accessories required:
- Aesthetically integrated fully flush air intake design with floating, heat resistant glass ceramics element for free movement and placement of cookware.
- Automatic switch-on of ventilation system when a cooking zone is used.
- Automatic delayed shut-off after cooking to erase residual odors after cooking (in specific ultra low-noise fan level, 12min in ducted extraction, 30min in recirculated extraction, can be shut-off manually).
- Fully manual control possible via TouchSelect.
- High-performance, low-noise blower with energy-efficient BLDC-technology. High extraction rates at very low noises with pleasant noise frequencies through psycho-acoustically and aerodynamically optimized interior with enclosed, non-visible blower. Highly pressuredrop resistant even with longer and more complex ductings.
- Easy-to-detach and easy-to-clean grease filter and liquid collector unit:
- Convenient one-hand removal of unit via floating glass ceramics handle.
- Integrated, large-scale, high performance stainless-steel grease filters with 12 filtration layers and one black top layer for enhanced aesthetical integration. Grease filtration efficiency of 94 %.
- All parts of the unit are easy-to-clean, fully dishwasher safe and heat resistant.
- (Upper) Liquid collector unit with 200ml of capacity for standard accidental spillages or cooking condensate.
- Powerful drainage system for spillages that exceed 200ml of liquids.
- Liquid safety collector with additional capacity of 700ml for more severe accidental situations. Dishwasher safe. Easily accessible and detachable from below.
- Overall capturing capacity of 900ml (200ml + 700ml).
- Watertight blower system.
- Ventilation system performance:
- Extraction performance in ducted extraction (according to EN 61591): min. normal setting 330 m3/h , max. normal setting 500 m3/h , max. Boost-/Intensive setting 622 m3/h .
- Extraction performance in recirculated extraction (according to EN 61591): min. normal setting 252 m3/h , max. normal setting 441 m3/h , max. Boost-/Intensive setting 595 m3/h.
- Noise level in ducted extraction (Sound power level according to EN 60704-3): min. normal setting 61 dB re 1 pW, max. normal setting 69 dB re 1 pW, max. Boost-/Intensive setting 74 dB re 1 pW.
- Noise level in recirculated extraction (Sound power level according to EN 60704-3. ): min. normal setting 55 dB re 1 pW, max. normal setting 66 dB re 1 pW, max. Boost-/Intensive setting 72 dB re 1 pW.
- Grease filter efficiency (according to EN 61591) 94 %.
- Consumption data and energy efficiency (according to Regulation (EU) No 65/2014):
- Energy Efficiency Class: B (at a range of energy efficiency classes from A+++ to D).
- Fluid Dynamic Efficiency: A .
- Grease filtration efficiency class: B .

- Noise min. normal setting & max. normal setting: 61 dB & 69 dB .
- 2 x 2 battery of directly integrated, high-performance cleanAir odor filters (in recirculation configuration).
- Optimized odor reduction performance for cooking applications with complex odor molecules (e.g. fish).
- Large scale filter surface with high odor reduction capabilities.
- Lifetime of 360 hours of cooking (non-regenerative).
- Low-noise filters with optimized psycho-acoustics.
- Easy-to-access and easy-to-remove from above.
- Replenishment cleanAir filter set HEZ9VRCR0.
- For ducted extraction configuration: 2 x 2 Battery of directly integrated, high-performance low-noise acoustic filters for significantly lower noise and improved psycho-acoustics.

#### Planning & installation notes

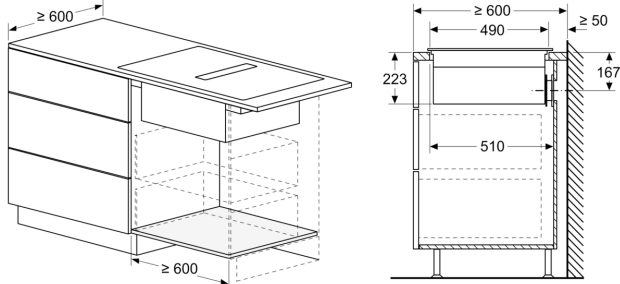
- Suitable for ducted or recirculated extraction installations. Respective mandatory installation accessories required:
- HEZ9VRPD0 for fully ducted and partly-ducted recirculation with cleanAir odor filters. Starter kit HEZ9VRUD0 for unducted recirculation with cleanAir odor filters.
- HEZ9VEDU0 for ducted extraction.
- To complete the fully ducted extraction or to do any other individual recirculation planning different ducting accessories are available.
- Planning suggestions:
- Installation is possible in island as well as wall oriented configurations.
- The product complies with the Needle Flame Test (according to IEC 60695-5-11), the V2 flammability class (according to UL94) and the B1 building material class (DIN 4102-1). The starter kit HEZ9VRUD0 for unducted recirculation complies with these standards as well.
- The max. immersion depth is 223mm below glass for top mounted appliances and 227mm for flush installed appliances.
- The appliance must be freely accessible from below (i.e. for accessing the lower liquid safety collector).
- No false floor is necessary below the cooktop with integrated downdraft ventilation system. The drawers and/or shelves in the floor unit must be removable. The backpanel of the floor unit can be kept - only a cut-out for the air outlet is needed (position and size can be taken from the installation instructions).
- The "Plug 'n Play" starter kit HEZ9VRUD0 for unducted recirculation requires a vertical aperture of min. 25mm behind the backpanel of the furniture. Suggested for ideal performance are 50mm.
- The minimum worktop thickness is 16mm for top mounted and flush installed appliances with the standard installation system. Installation in even thinner worktops is also possible with the spare part: content 626792.
- The overall appliance weight is 26kg - the bearing capacity and stability, in the case of very thin worktops in particular, must be supported using suitable substructures. The overall appliance weight and the worktop manufacturer's structural integrity specifications are to be taken into account.
- For partly ducted and unducted recirculation extraction installations, a return-flow aperture of  $\geq 400\text{cm}^2$  is to be respected in the plinth area. The aperture can be realized via outlet grids, lamella grids or subtly shortened plinths depending on the assortment of the kitchen furniture manufacturer.
- The air outlet on the backside of the appliance can directly be accessed with a male flat duct element (DN 150).
- The pressuredrop resistant blower allows longer and more complex ductings up to 8m with three 90° bows while keeping

sufficient performance.

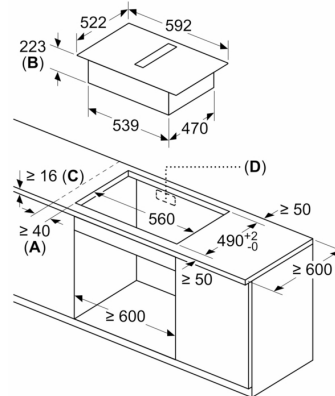
- - When installing a ventilation hood with ducted extraction and a chimney-vented fireplace, the power supply line of the appliance needs a suitable safety switch. This is not required for configurations in recirculated extraction.
- - In ducted extraction configuration a one-way flap (or backflow trap) with a maximum opening pressure of 65Pa should be installed.

## Series 4, Induction hob with integrated ventilation system, 60 cm, surface mount without frame PVS611B16E

measurements in mm

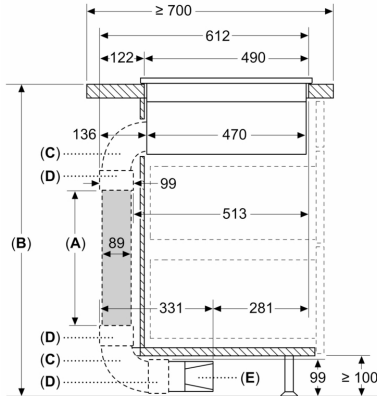


measurements in mm



- A:** Minimum distance from the hob cut-out to the wall
- B:** Recessing depth
- C:** The worktop into which the hob is installed must withstand loads of approx. 60kg; suitable substructures must be used if required.
- D:** Cut-out in back panel required for pipework. Exact size and position can be taken from specific drawing.

Measurements in mm

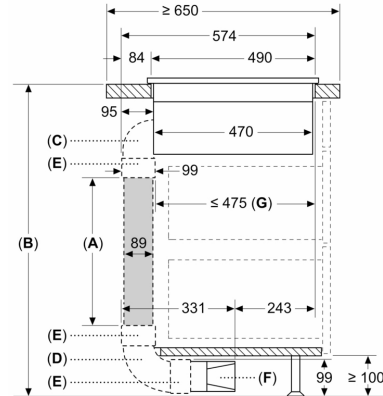


- A:** Tube length
  - B:** Kitchen height
  - C:** 90° L-size bow
  - D:** Connector sleeve
  - E:** Diffuser
- Ducting kit available for ≥ 700 mm depth worktops and up to 960 mm height

The installer has to select the tube length and if necessary cut it according to the kitchen height

A	B
500	≤ 960
1000	> 960

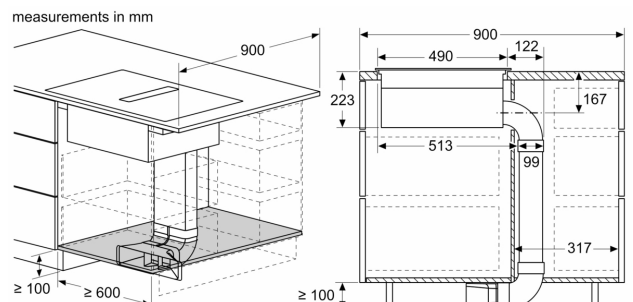
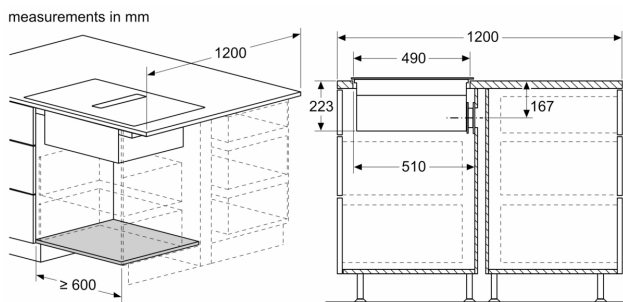
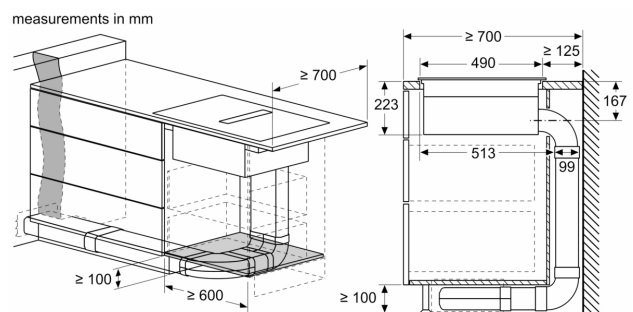
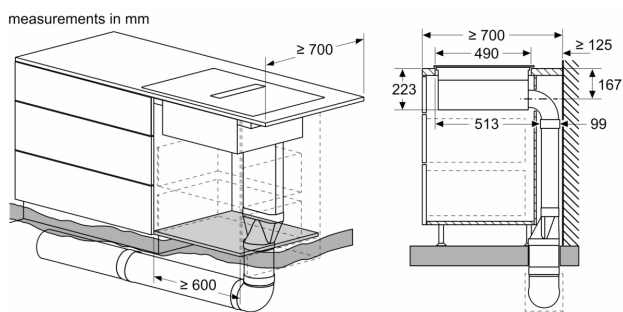
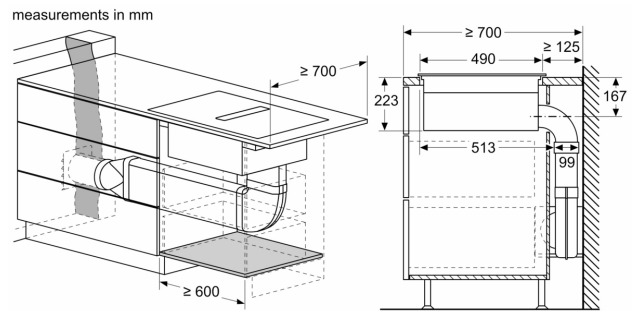
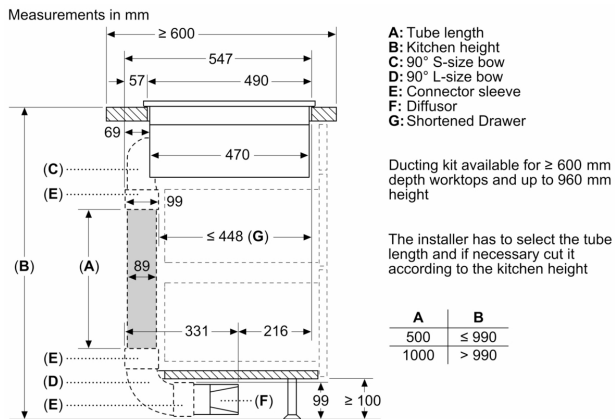
Measurements in mm

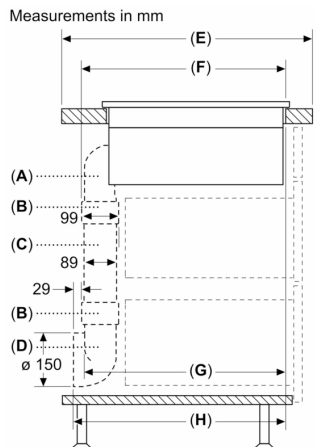


- A:** Tube length
- B:** Kitchen height
- C:** 90° M-size bow
- D:** 90° L-size bow
- E:** Connector sleeve
- F:** Diffuser
- G:** Shortened Drawer

The installer has to select the tube length and if necessary cut it according to the kitchen height

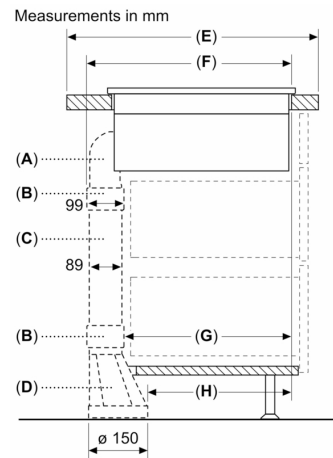
A	B
500	≤ 940
1000	> 940





A	E	F	G	H
S-size	≥ 600	547	545	579
M-size	≥ 650	574	569	603
L-size	≥ 700	612	609	643

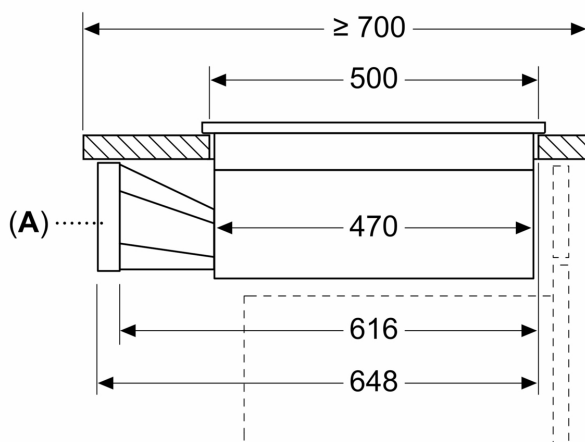
A: 90° Bow  
 B: Connector sleeve  
 C: Straight tube  
 D: 90° Adapter round-flat



A	E	F	G	H
S-size	≥ 600	547	451	389
M-size	≥ 650	574	475	413
L-size	≥ 700	612	515	453

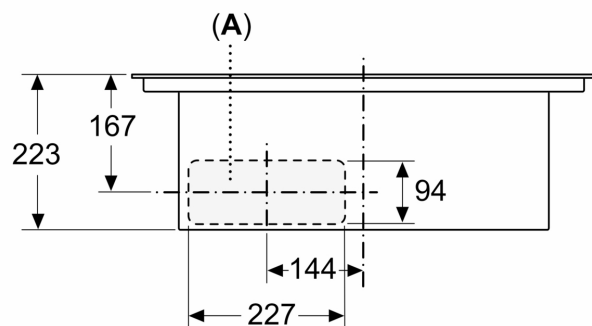
A: 90° Bow  
 B: Connector sleeve  
 C: Straight tube  
 D: Straight adapter round-flat

Measurements in mm



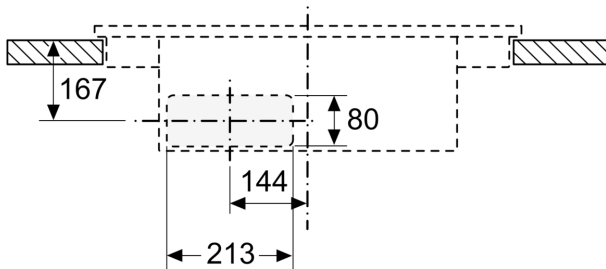
A: Adapter round-flat

measurements in mm  
 Front view

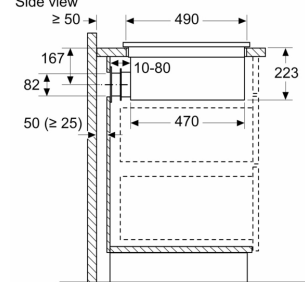


A: Connected directly at the rear

measurements in mm  
Front view – unit cut-out  
for unducted recirculation



measurements in mm  
Side view



When installing directly against outer walls that are not insulated ( $\mu \geq 0.5 \text{ W/m}^2 \cdot ^\circ\text{C}$ ), we recommend using partially or fully ducted recirculation configurations.

measurements in mm  
Front view

